

# SUPERTALENT ULTRADRIVE LE/ME PERFORMANCE ANALYSIS WHITEPAPER

2.5" SATA-II SOLID STATE DRIVE



**Copyright Information:**

**Copyright ©, Super Talent Technology. All rights reserved.**

**TABLE OF CONTENTS**

Table of Figures..... 3

1.0 Abstract..... 4

2.0 Product Overview ..... 4

    2.1 Product Features..... 4

    2.2 Product Ordering Part Numbers..... 5

3.0 Test Setup ..... 5

    3.1 Tested Drives..... 5

    3.2 Test System Setup..... 5

    3.3 Benchmarking Software..... 6

4.0 Test Results ..... 6

    4.1 ATTO..... 6

    4.2 IOMETER ..... 8

    4.3 HDTach ..... 10

    4.4 HDBench..... 12

    4.5 HDTune ..... 13

    4.6 Windows XP Boot Times ..... 13

5.0 Conclusion..... 14

For More Information ..... 14

**TABLE OF FIGURES**

Figure 1: ATTO Write Performance..... 7

Figure 2: ATTO Read Performance..... 7

Figure 3: IOMETER 4KB IOPS..... 9

Figure 4: HDTach Average Measured Speeds..... 11

Figure 5: HDTach Average Access Time ..... 11

Figure 6: HDBench Measured Bandwidths ..... 12

Figure 7: HDTune Read Bandwidth..... 13

Figure 8: Windows XP Boot Times ..... 14

## 1.0 ABSTRACT

In March 2009 SuperTalent introduced its UltraDrive series to market. This whitepaper outlines some of the performance testing done by SuperTalent showing the outstanding performance of the UltraDrive series.

Both UltraDrive series achieved Sequential Read and Write speeds as high as 250MB/sec on the ATTO benchmark. With IOMETER the UltraDrive ME measured over 10,000 Sequential Read IOPS and nearly 16000 Sequential Write IOPS and 6500 Random Read IOPS and around 4000 Random Write IOPS. The UltraDrive LE series (SLC Flash) results were even better for Sequential Write, and Random Read and Write, yielding over 13,000 Sequential Read IOPS and nearly 7500 Random Read IOPS and 5000-6000 Random Write IOPS.

Compared to a standard 7200RPM HDD from Seagate the 128GB UltraDrive ME lowered boot time by nearly 70 percent; booting the system in just over 9 seconds vs. nearly 30 seconds.

Although the UltraDrives are available in densities ranging from 32GB to 256GB this whitepaper will focus on the performance of the 64-256GB Density Products.

## 2.0 PRODUCT OVERVIEW

### 2.1 PRODUCT FEATURES

- Capacity: 32-256GB
- 64MB Internal Cache
- Form Factor: 2.5" HD (100.20mm x 69.85mm x 9.5mm)
- MLC or SLC Flash
- Fully compliant with SATA revision 2.6
  - Compatible with SATA 3.0Gb/s and SATA 1.5Gb/s interfaces
- Fully compliant with ATA-7 Standard
- PIO, DMA, UDMA (up to 6, dependent on host) supported
- Rugged Metal Case
- Minimum 10 year data retention
- Built in wear leveling algorithm
- Built in error detection and correction
- 100% tested HW and SW
- Designed and Manufactured in USA

## UltraDrive LE/ME Performance Analysis Whitepaper

### 2.2 PRODUCT ORDERING PART NUMBERS

Product Family	Capacity	Flash	Channel/Retail Part Number	OEM Part Number
UltraDrive ME	64GB	MLC	FTM64GX25H	SX64B6X25H
	128GB	MLC	FTM28GX25H	SX28B7X25H
	256GB	MLC	FTM56GX25H	SX56B7X25H
UltraDrive LE	64GB	SLC	FTD64GX25H	ST64A6X25H
	128GB	SLC	FTD28GX25H	ST28A7X25H

### 3.0 TEST SETUP

#### 3.1 TESTED DRIVES

Name	Type	Capacity	RPM (if HDD)
UltraDrive ME	SSD	256GB	N/A
	SSD	128GB	N/A
	SSD	64GB	N/A
UltraDrive LE	SSD	128GB	N/A
	SSD	64GB	N/A
Intel X25M	SSD	80GB	N/A
Seagate SP38081215AS	HDD	80GB	7200

#### 3.2 TEST SYSTEM SETUP

**Motherboard:** ASUS P5Q3 8500

**CPU:** Intel Core 2 Duo E8500 @ 3.16GHz

**Memory:** 2GB DDR3 UDIMM @ 1066MT/s

**OS Related Software:** Windows Vista Business 32-bit

Windows XP Pro SP2 (for HDTach only)

### 3.3 BENCHMARKING SOFTWARE

We used the following software to benchmark the performance of the UltraDrive family.

- ATTO v2.02
- IOMETER v2006.07.27
- HDBench v3.4
- HDTach RW 3.0.1.0
- HDTune v2.54

## 4.0 TEST RESULTS

### 4.1 ATTO

ATTO Disk Benchmark is a Hard Disk Benchmarking tool which is also useful in measuring SSD performance. The test provides measured Write and Read Transfer rates under various transfer sizes.

Write Performance on the UltraDrive Series is fairly consistent between densities, peaking around 250MB/sec for 128KB and greater transfer sizes. The UltraDrive Series outperforms the Intel X25-M for transfers larger than 8KB, and significantly outperforms for transfers larger than 16KB. The Seagate HDD peaks out around 77MB/sec for 32KB and larger transfer sizes.

Read Performance on the UltraDrive Series is also fairly consistent, although the 128GB MLC Drive lags slightly behind the others. The Read Performance shows consistent gains as the transfer size increases from 512Bytes to 64KBytes. Read Performance is similar between the UltraDrive family and the Intel X25M for transfer sizes above 32KB. For small transfer sizes 16KB and below the UltraDrive family outperforms the Seagate HDD.

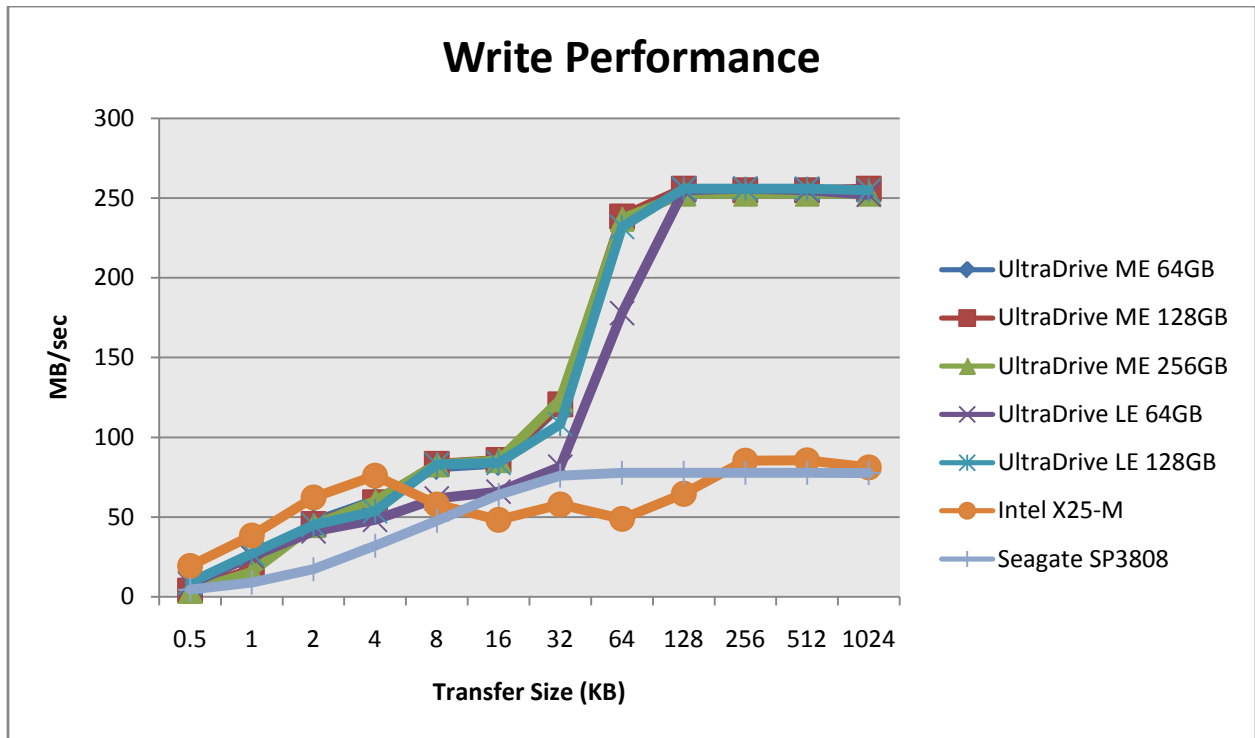


Figure 1: ATTO Write Performance

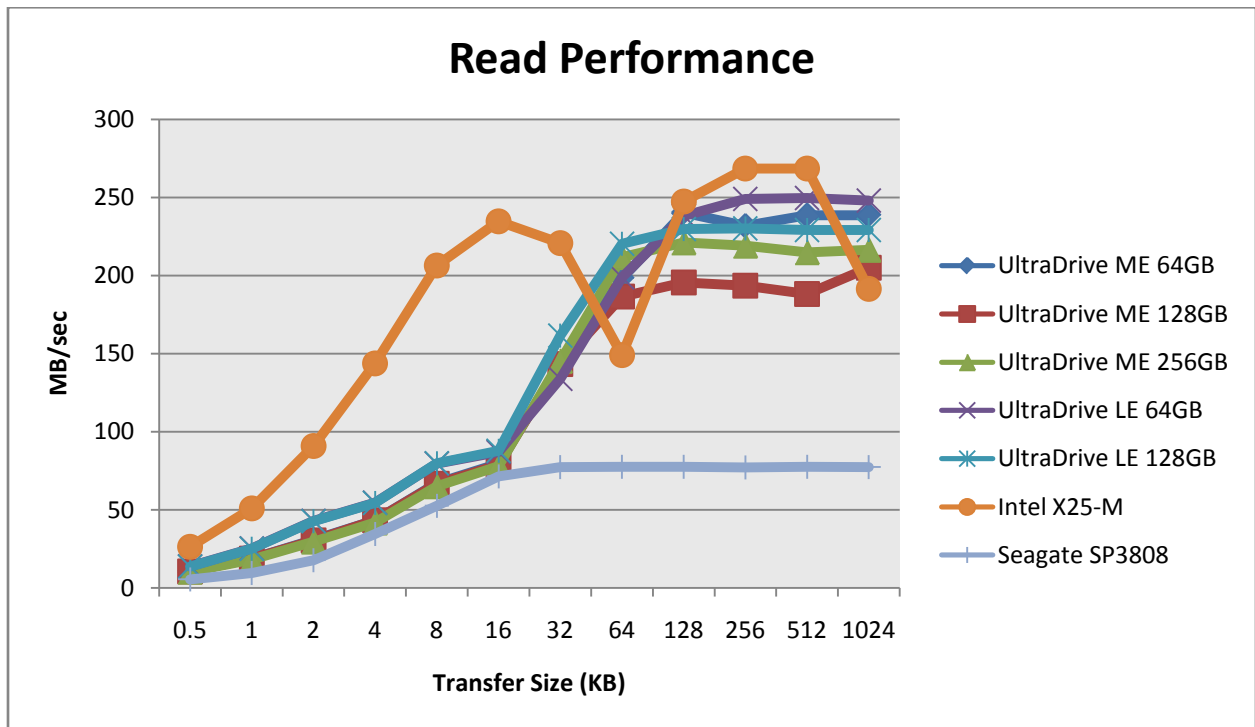


Figure 2: ATTO Read Performance

## 4.2 IOMETER

IOMETER is an I/O subsystem characterization tool. It is highly useful for characterizing disk performance in server and workstation environments where often IOPS are more critical than Bandwidth. It was originally developed by Intel in 1998 and since then has been supported by the Open Source Development Lab.

For our testing we focused on the most commonly used measurement of 4KB transaction size IOPS in both Random and Sequential Read and Write. We cycled Queue Depth from 1 to 32 with an Exponential step type. The results were outstanding!

Generally the UltraDrive ME series (MLC Flash) supported over 10,000 Sequential Read IOPS and nearly 16000 Sequential Write IOPS and 6500 Random Read IOPS and around 4000 Random Write IOPS. The UltraDrive LE series (SLC Flash) results were even better for Sequential Write, and Random Read and Write, yielding over 13,000 Sequential Read IOPS and nearly 7500 Random Read IOPS and 5000-6000 Random Write IOPS.

Compared to the Intel X25M the UltraDrive outperformed on Random Read by 30% and on Random Write by a factor of 14x. Compared to the Seagate HDD, well there is really no comparison in terms of IOPS, the UltraDrive SSD outperformed this standard SATA HDD by a factor of 100 to 1 in both Random Read and Write IOPS.

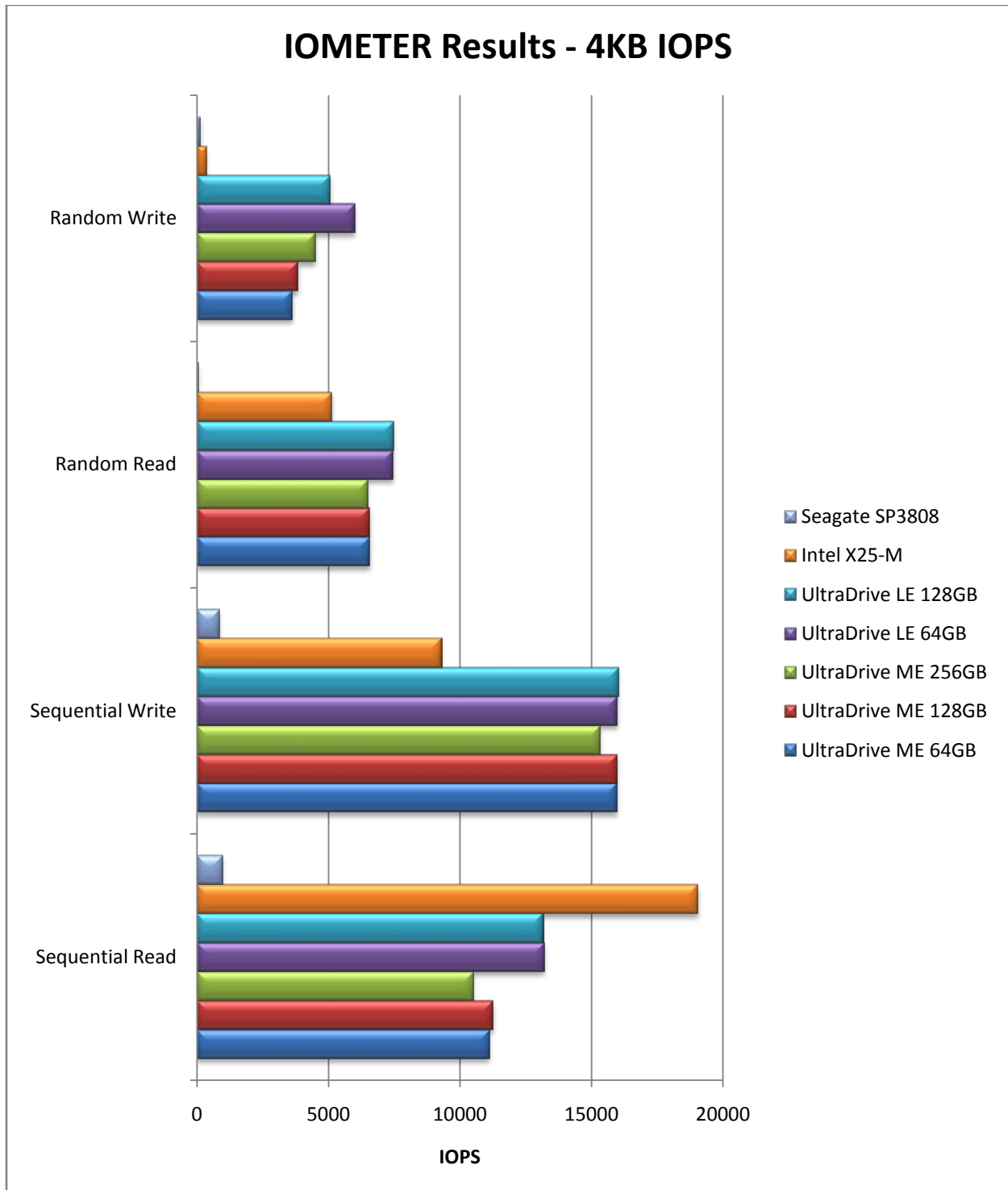


Figure 3: IOMETER 4KB IOPS

#### 4.3 HDTACH

HDTach is an easy to use low level hardware benchmark available from Simpli Software. It will measure Burst Read Speeds, Average Read and Write Speeds, Random Access Time and CPU Utilization. One of the nice things about HDTach compared to other tests is that it will measure performance across the entire disk instead of focusing within a file residing in a small portion of the disk. For the purposes of our testing we focused on Average Read and Write speeds and Random Access Time.

The UltraDrive Family ranged in Average Read Speed from 194 to 213 MBytes per Second which was similar to the measured Average Read Speed of the Intel X25-M. The Average Read Speeds were roughly 3x those measured on the Seagate 7200RPM HDD.

Average Write Speeds for the UltraDrive Family ranged from 144 to 177 MBytes per Second. With the UltraDrive LE (SLC Flash) generally outperforming by 5-10% the UltraDrive ME (MLC Flash) family. This is to be expected due to the natively better write performance of SLC Flash, however, the fact that the results were so close shows how much a user can do with a much more economical MLC Flash based SSD.

Average Access Time for all of the SSDs we measured was 0.1mS. Compared to the Seagate HDD which had an access time of over 15mS this was a significant improvement. It seems most SSDs these days are converging at 0.1mS access time performance.

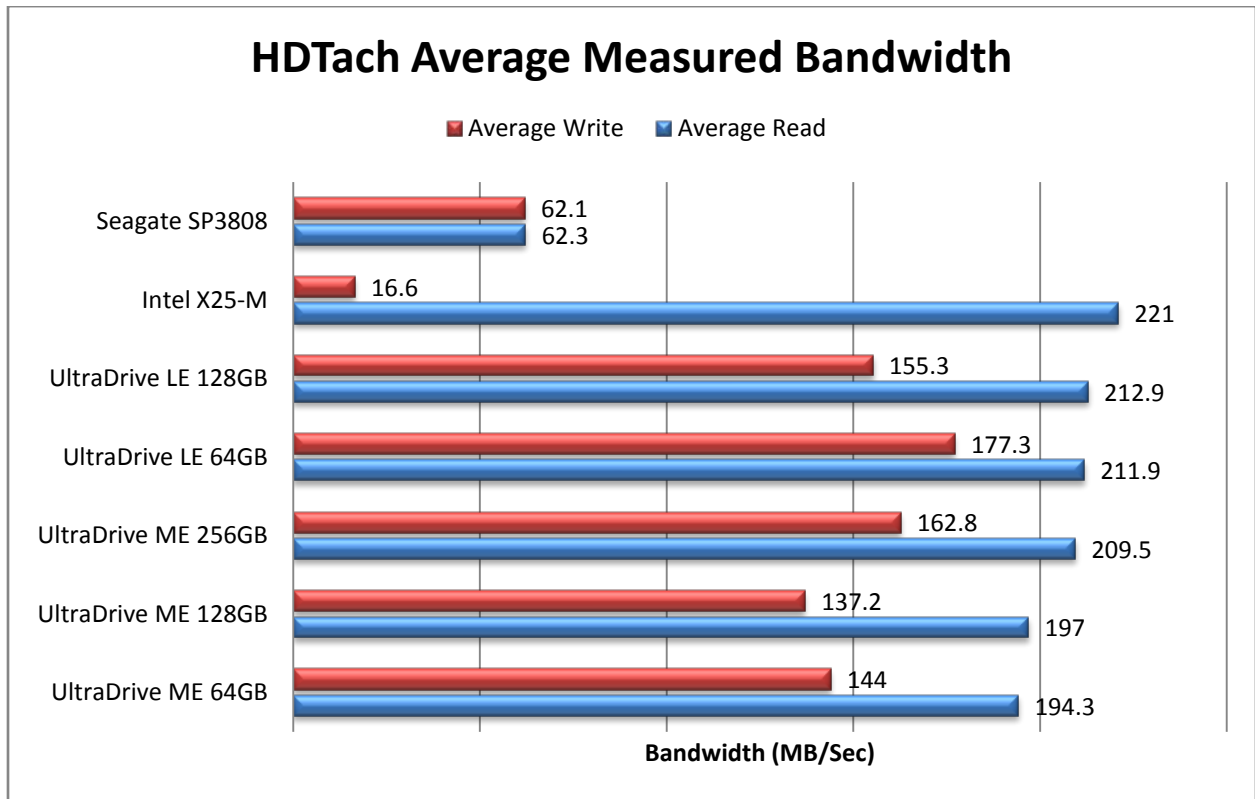


Figure 4: HDTach Average Measured Speeds

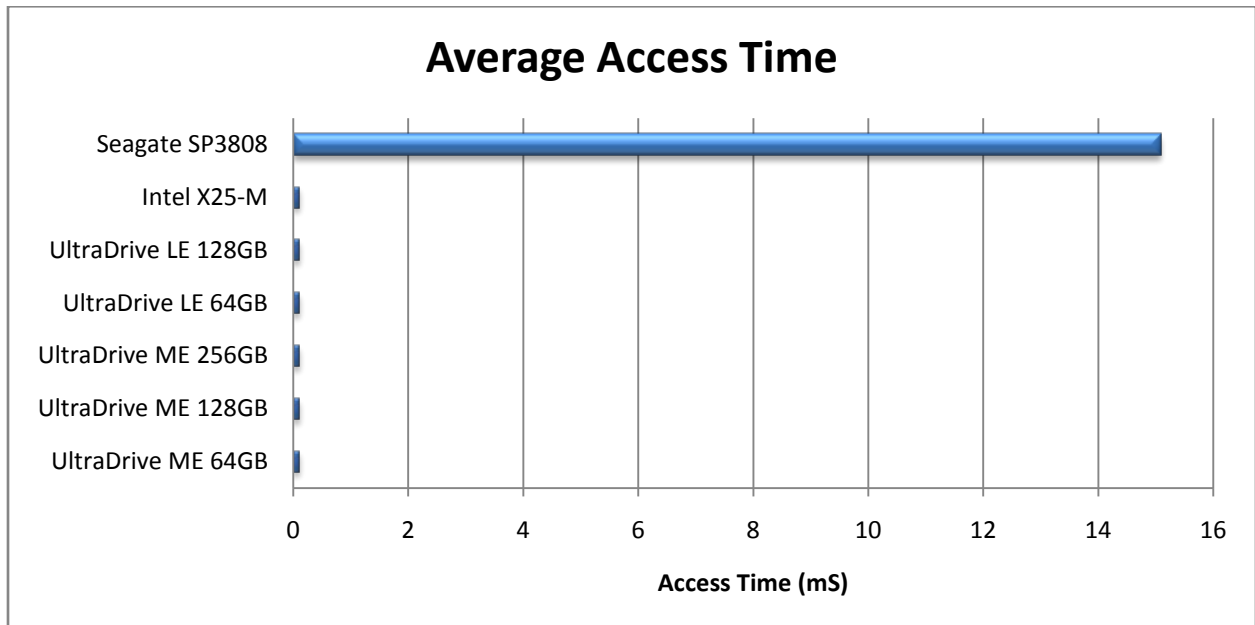


Figure 5: HDTach Average Access Time

4.4 HDBENCH

HDBench is another benchmarking tool available from HDBench.net useful in measuring Sequential and Random Read and Write Bandwidth. Again you can see the UltraDrive family's superior write performance.

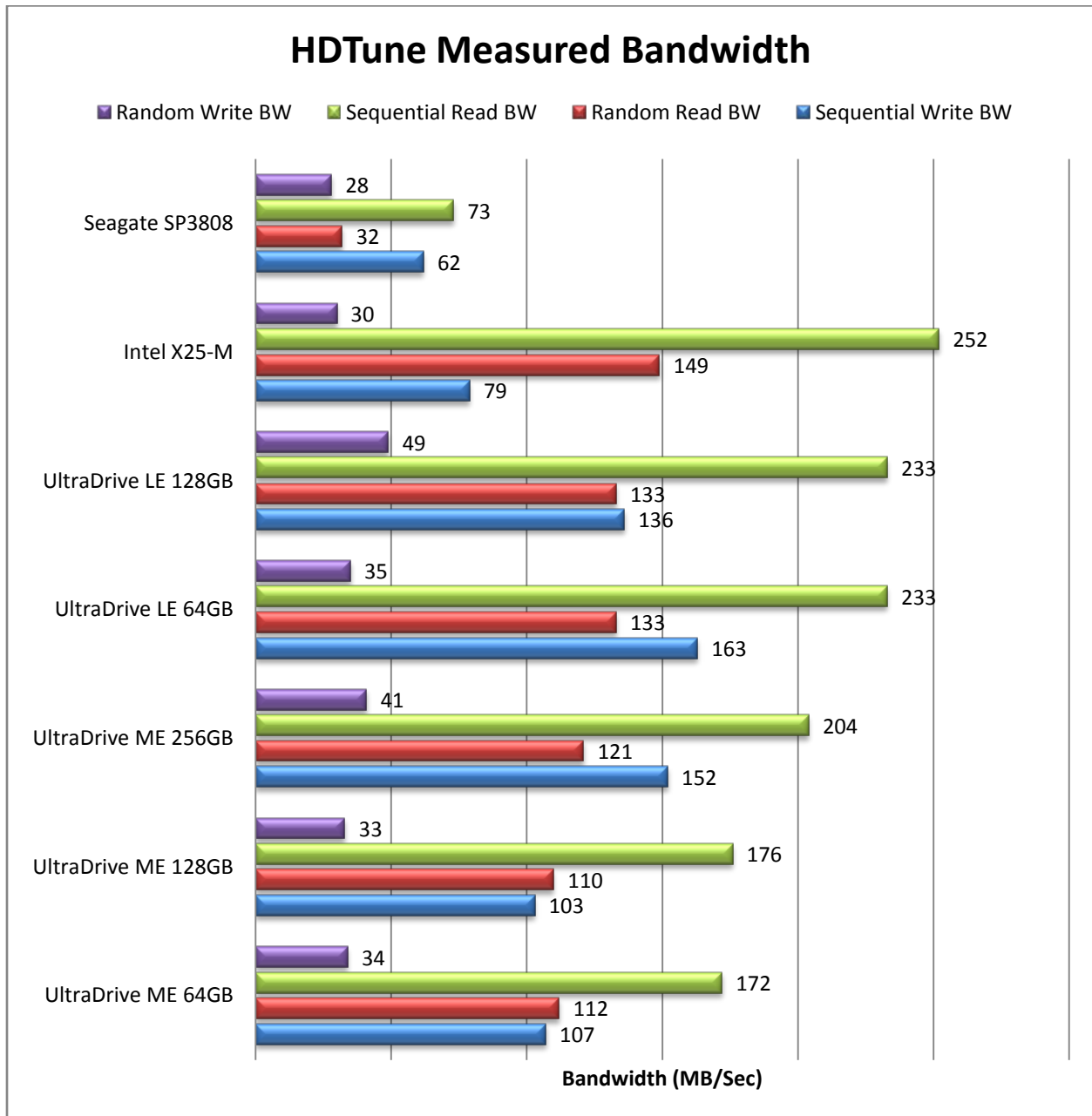


Figure 6: HDBench Measured Bandwidths

Note: In Rev 1.3 we updated these numbers we found data entry errors in the previous versions

#### 4.5 HDTUNE

We used HDTune to measure the average and maximum Read Bandwidth across the entire address space of the SSD when reading 64KB files sequentially. HDTune shows excellent Read Performance for the entire UltraDrive family, although the relatively fewer number of Flash devices on the 64GB UltraDrive ME shows up in the final performance numbers. The UltraDrive LE 128GB actually manages to outperform the Intel X25-M on average Read Bandwidth.

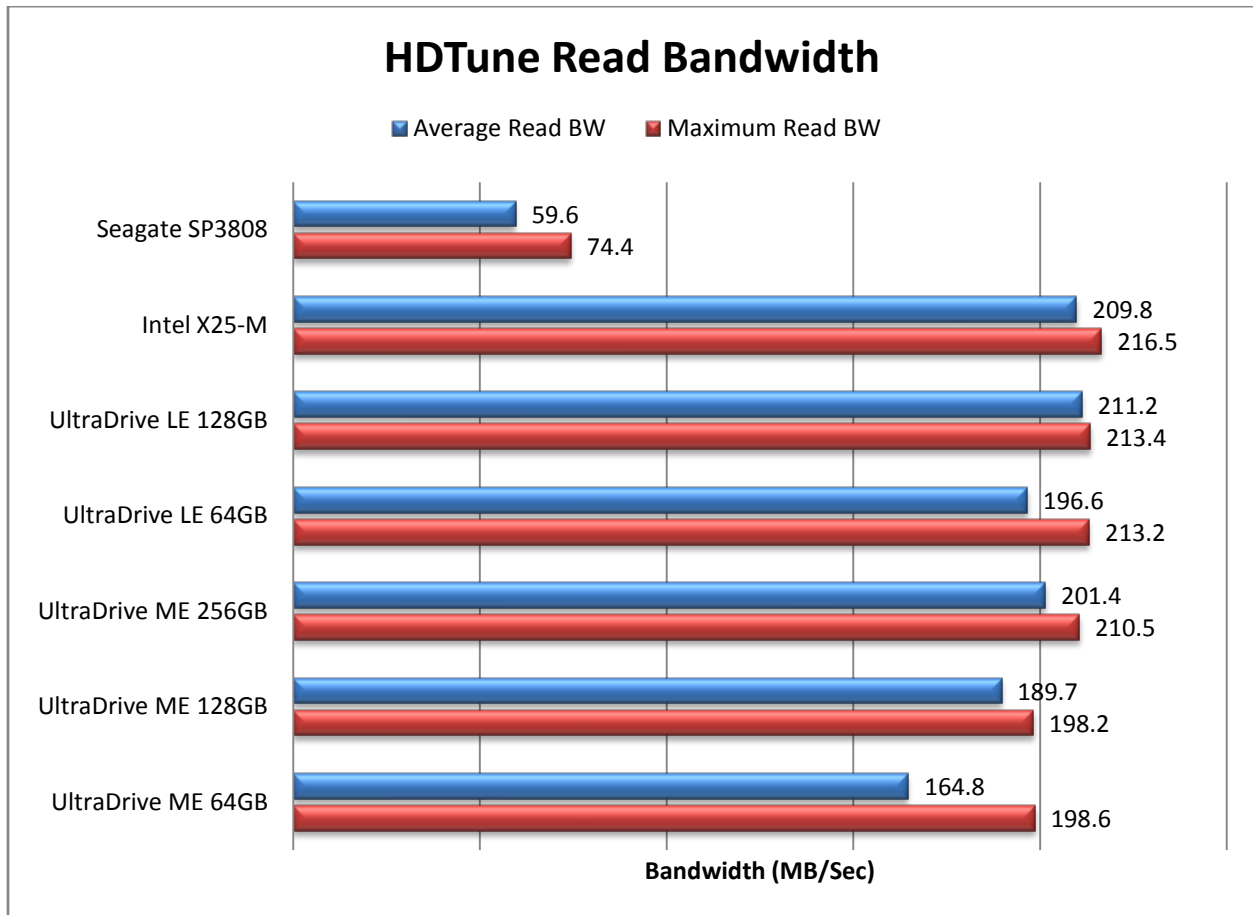


Figure 7: HDTune Read Bandwidth

#### 4.6 WINDOWS XP BOOT TIMES

The final test we did was to measure the time it took to boot the system with Windows XP. This is likely one of the most noticeable differences for laptop users switching from Hard Disk Drives to UltraDrive SSDs. Here we observed nearly a 70% reduction in wait time versus a Hard Disk: from nearly 30 seconds to just over 9 seconds.

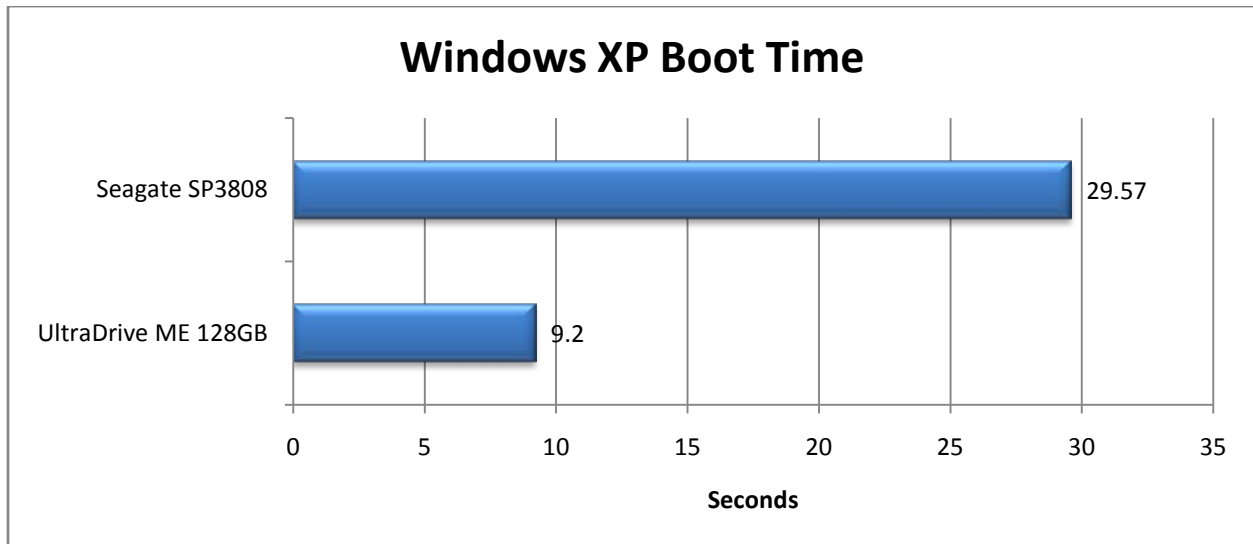


Figure 8: Windows XP Boot Times

## 5.0 CONCLUSION

Despite the lack of a single definitive performance test or measurement the UltraDrive family shows off its outstanding performance across a number of benchmarks. A typical 7200 RPM HDD stands no chance competing on performance against SuperTalent's UltraDrive family, and even the gold standard in consumer SSDs, Intel's X25-M has a tough time competing on all but Read Bandwidth. In Write Bandwidth and IOPS the UltraDrive ME family delivers the performance the consumer PC market has been clamoring for, making it the ideal SSD for laptop users with small (32GB) to moderate (256GB) portable storage requirements. The UltraDrive LE family delivers both the performance and the cycling reliability that the enterprise market needs for C: drive performance, and front end storage requirements to finally begin to replace expensive FC and SAS HDDs with lower cost and higher performance SSDs.

## FOR MORE INFORMATION

Please Contact:

Super Talent Technology  
2077 North Capitol Avenue  
San Jose, CA 95132  
USA  
Tel: +1 (408) 934-2560  
Support: [Support@supertalent.com](mailto:Support@supertalent.com)  
Sales: [Sales@supertalent.com](mailto:Sales@supertalent.com)  
OEM Sales: [OEMSales@supertalent.com](mailto:OEMSales@supertalent.com)